



How to complete your payment

Digital payments are easy with our new payment portal, powered by Earnnest.

The payment link you received from us will take you to our payment portal. Enter your email address and click **Send code**. (You'll get a one-time-use code to that email address.) Type your code and click **Continue**.

1

Create Earnnest account
Let's get you setup with an Earnnest account. First, tell us a little bit about yourself.

First Name: Russell
Last Name: Smith
Phone Number: (512) 968-4232
Email: russell+tm@earnnest.com

Create Account
By clicking "Create account" you agree to Earnnest's Terms and Conditions and Privacy Policy.

Create your account

Add your information to create your Earnnest account and click **Create account**.

Note: We recommend completing your payment on the same device you started with.

2

CYPRESS ASCENDANT TITLE AGENCY

Payments made easy and secure
To get started we need to complete these steps:

- Payment fee details**
We'll ask you a few questions about your payment and set it up for you.
- Confirm your identity**
Our process is fast, secure and complies with federal laws for real estate payments. We never store your personal information.
- Select bank account to pay from**
We offer instant account verification for most banks. We never see or store sensitive banking information.

Start

Start your payment

When you're ready to start your payment, click **Start**.

3

Payment Details
Fill out the amount and details below.

Amount
Amount

Details
Property Address
Loan Officer

Save details

Add payment details

Fill in the details of your transaction using the form provided. Click **Save details**.

4

Confirm Identity
In order to protect you and your payment, we need to confirm your identity.

Identity data
Legal first name: Russell
Legal last name: Smith
SSN (last 4): 1234
Date of birth

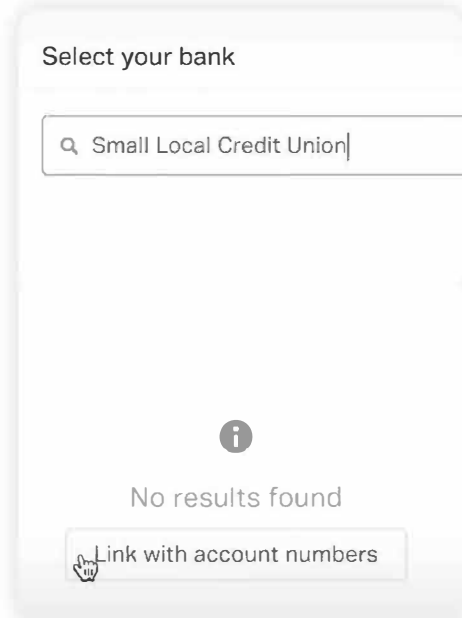
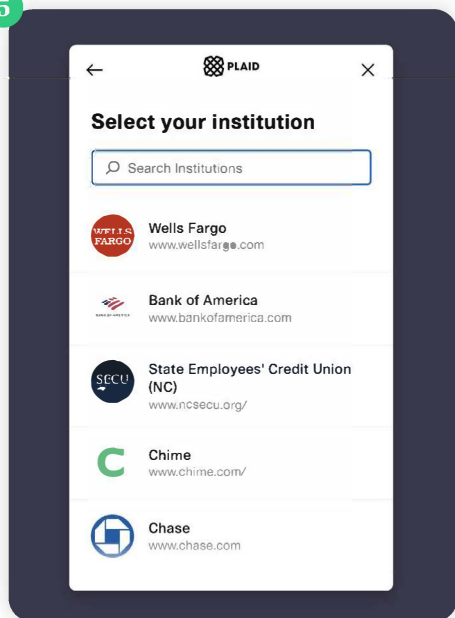
Current residence
Street address
Address 2
City
State
Zip code

Confirm your identity

In order to protect you and your payment, we need to confirm your identity.

Complete the form with your information and click **Continue**.

5



Add your bank account

Enter your bank and log in using your online banking credentials. If you don't use online banking, or if your bank doesn't support this feature, select **Link with account numbers**.

Option 1: Instantly verify

We use Plaid for instant verification. Plaid is the industry standard for secure, instant account verification.

Log into your bank and select the account you want to use.

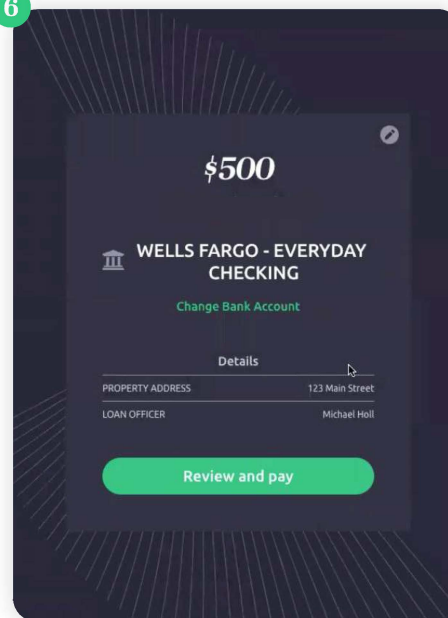
Option 2: Link with account numbers

- Enter your name and answer the questions about your account type.
- Enter routing + account number.
- Within 24-48 hours, 1¢ will be deposited in your account along with a verification code.
- Return to Earnnest. Click **Verify**.
- Enter the three-letter code.
- Click **Continue**.

Troubleshooting & Support

You can reach us at support@earnnest.com or call us Mon-Fri 8am-8pm EST toll-free [1-888-870-2336](tel:1-888-870-2336).

6



Review your payment

You're almost done! Review the payment details. If you need to edit any information, use the edit button.

When you're ready, click **View and pay**.

You will have an opportunity to review everything, then click **Pay**.

That's it! Your payment is now complete.

We'll keep you updated via email as your payment processes.

Access your payment portal

Scan the QR code below with your phone camera to be directed to your payment portal.



Type the URL below directly into your browser to access your payment portal.

<https://payments.earnnest.com/cypressascendant/send/1416>